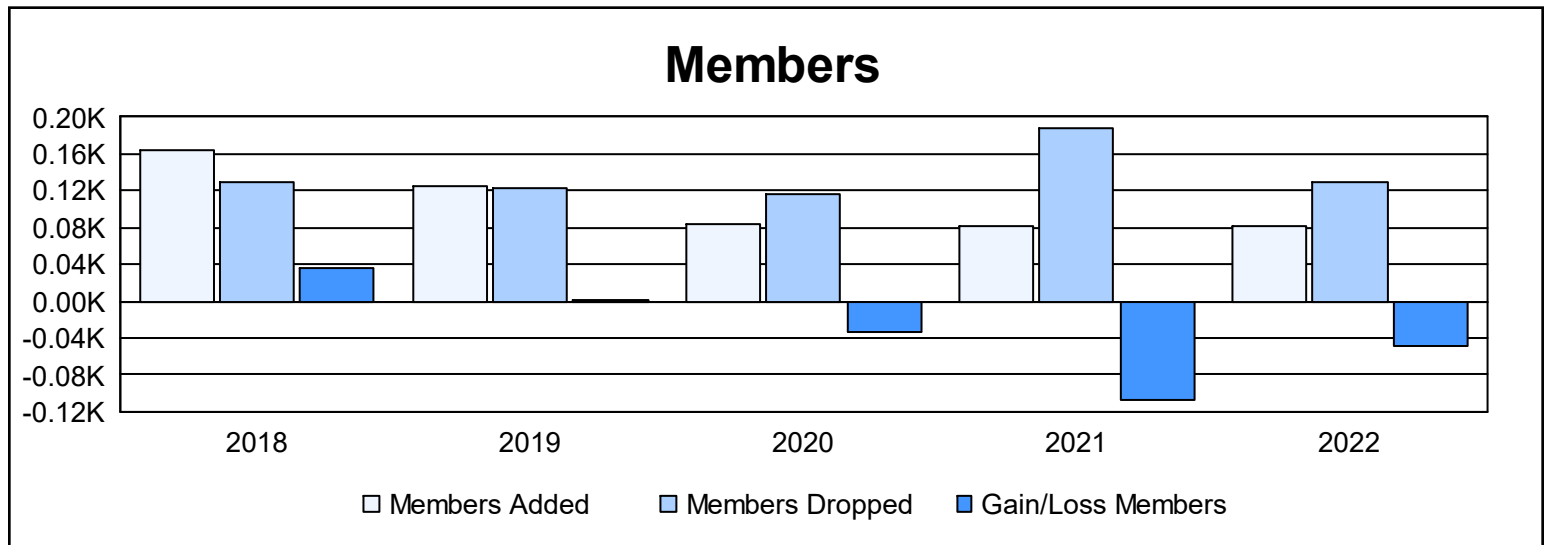
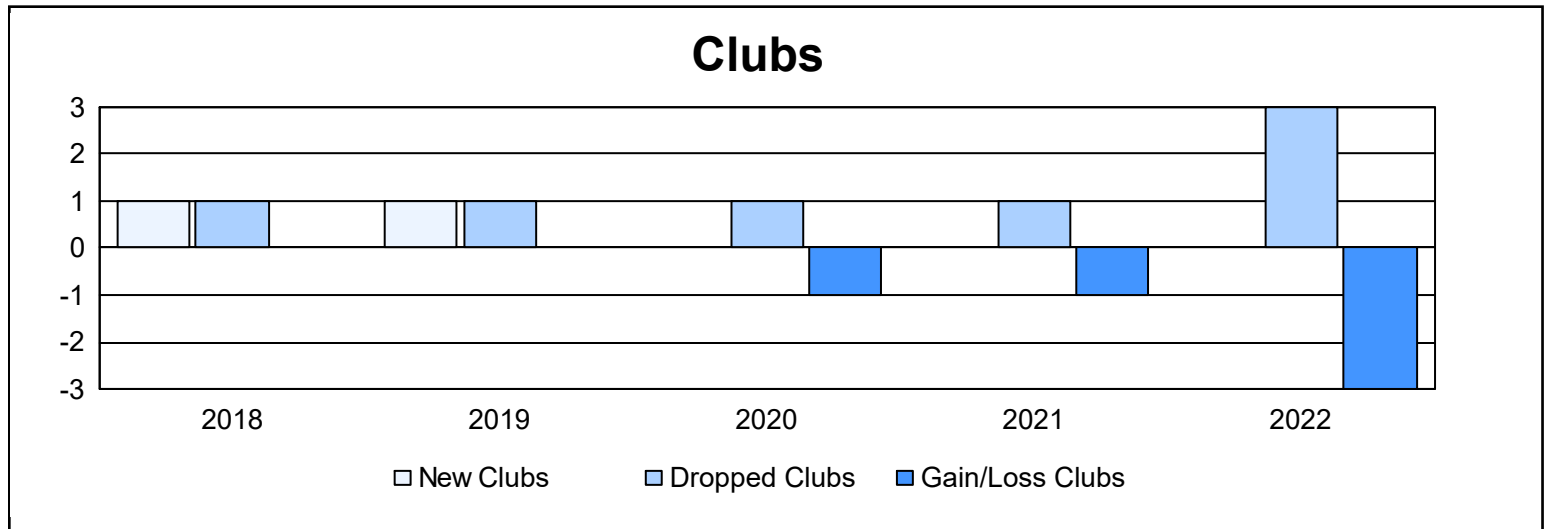
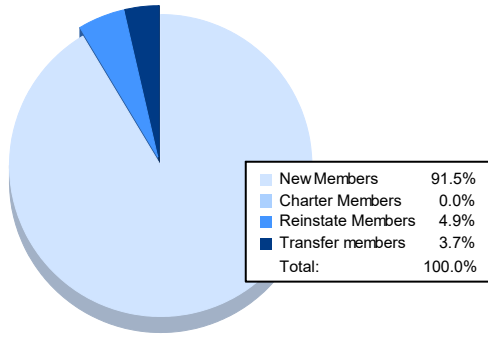


Year	New Clubs	Dropped Clubs	Gain/ Loss Clubs	New Members	Charter Members	Reinstate Members	Transfer Members	Total Member Added	Total Members Dropped	Gain/ Loss Members
2017-2018	1	1	0	126	26	7	5	164	129	35
2018-2019	1	1	0	91	26	6	1	124	123	1
2019-2020	0	1	-1	80	0	1	2	83	117	-34
2020-2021	0	1	-1	75	0	2	4	81	188	-107
2021-2022	0	3	-3	75	0	4	3	82	130	-48
<b>Average</b>	<b>0</b>	<b>1</b>	<b>-1</b>	<b>89</b>	<b>10</b>	<b>4</b>	<b>3</b>	<b>107</b>	<b>137</b>	<b>-31</b>



### Membership Composition June 2022 Cumulative



### Gender Composition June 2022 Cumulative

